

TMC300 EXT

Cart Solution




The TMC300 Ext is a cart solution with an extended footprint for transporting longer goods like pallets in a setup using docking stations. It's made for the MiR100, MiR200, MiR250 + AM250 robots. The extended footprint features an emergency stop button that's accessible even when transporting larger goods. The patented ROEQ locking mechanism on the sides of the module engage with the carts, making sure they are secure during transport. With mounting holes on top of the carts, equipment such as rails can be added.

All ROEQ top modules come with ROEQ Assist software that includes setup tools, making it easy for you to quickly get your solution up and running. The software creates missions and sets the robot footprint. ROEQ Assist is fully compatible with MiR software and ensures consistency throughout the installation. Multiple missions can be set.

Features

- Emergency stop is accessible even when transporting larger goods
- Mounting holes on the carts allow for mounting of customized equipment
- Patented cart locking mechanism ensures that the cart is always locked either to a docking station or to the robot
- Safety zones adjust automatically when the ROEQ cart is attached to the ROEQ top module.



Specifications

Robot compatibility:
MiR100, MiR200, MiR250 + AM250

ROEQ product compatibility:
Cart300E/P, DS100/200E/P Floor, DS100/200E/P Wall, DS100/200E/P Ext Floor

Payload:
MiR100: up to 150kg/331lbs
MiR200/250: 300kg/661lbs

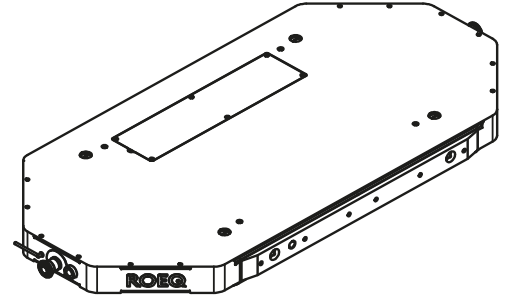
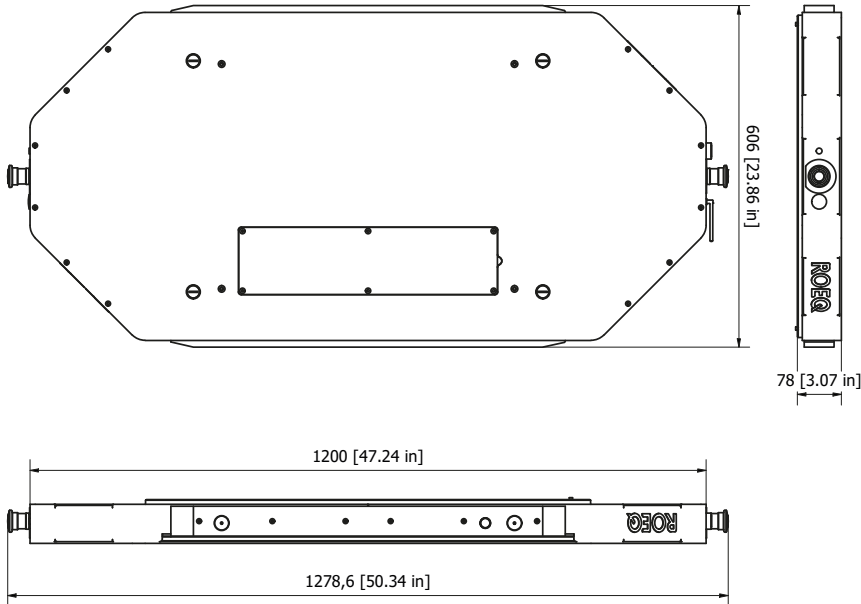
Size (L x W x H):
1200mm x 600mm x 78mm / 47.2" x 23.6" x 3.1"

Weight:
42kg/93lbs

Choose from the Precision
or Easy-Pull-Out docking



ROEQ
ROBOTIC EQUIPMENT



| Product no. | Product name | Description | |
|--|-------------------------|--|--|
| 265a2400 | TMC300 Ext | Extended top module for Cart300E and Cart300P. Ensures access to emergency stop with cargo up to 1,2 m. E.g. euro pallets on Cart300 Rails | |
| Cart options | | | |
| 265a3000 | Cart300P | Cart with Precision docking for top modules TMC300 and TMC300 Ext. Painted. Payload up to 300 kg* | |
| 265a3100 | Cart300E | Cart with Easy-Pull-Out docking for top modules TMC300 and TMC300 Ext. Painted. Payload up to 300 kg* | |
| Docking stations – ensure that they are compatible with the cart chosen | | | |
| 265a6400 | DS100/200P Ext Floor | Floor mounted docking station for Precision docking with Cart300P and top module TMC300 Ext | |
| 265a6500 | DS100/200E Ext Floor | Floor mounted docking station for Easy-Pull-Out docking with Cart300E and top module TMC300 Ext | |
| Accessories | | | |
| 278a1000 | AM250 | Adapter Module that enables MiR250 to utilize ROEQ equipment for MiR100/200 | |
| 265a1101 | Spring Kit Plus 100/200 | For improved traction on MiR100/200. Spring Kit Plus requires ROEQ Weight Blocks and a ROEQ top module | |
| 265a1200 | Weight Blocks 100/200 | Counterweight for improved traction on MiR100/200 | |

Visit roeq.dk for more information or to see films of products in action.

Contact your local ROEQ Partner for more guidance

*Spring Kit Plus (265a1101) and ROEQ Weight Blocks (265a1200) are needed for effective operation with high payload. Please contact your ROEQ Partner for guidance.